


# POLY CRYSTALLINE – 72 Cells

325 Wp | 330 Wp | 335 Wp | 340 Wp | 345 Wp



## Key Features

- 
**ALMM Approved PV module Manufacture**  
 Approved List of Models and Manufacturers
- 
**Positive Tolerance Cell Output**  
 Guaranteed 0~+4.99 Wp positive tolerance to ensure power Positive output
- 
**Excellent weak light performance**  
 Advanced glass and surface texturing allow for excellent performance in low-light environment.
- 
**Extended Wind and Snow load Tests**  
 Certified to withstand: wind load (2400 Pascal) and snow load (5400 Pascal).
- 
**Excellent PID Resistance**  
 Excellent Anti-PID performance guarantee limited power degradation and certified for up-to 288 Hrs.
- 
**Withstanding Harsh Environment**  
 Reliable quality leads to a better sustainability even in harsh environment like desert, farm and coastline, ammonia.
- 
**Rigorous Testing Criteria**  
 100% EL inspection ensuring defect-free modules.
- 
**Current sorting process**  
 To optimize power loss caused by current mismatch could be diminished by current sorting technique to maximize system power output.
- 
**Excellent Durability and reliability**  
 Tested & withstand for 3X IEC condition, certified by TÜV Rheinland

## Linear Performance Warranty

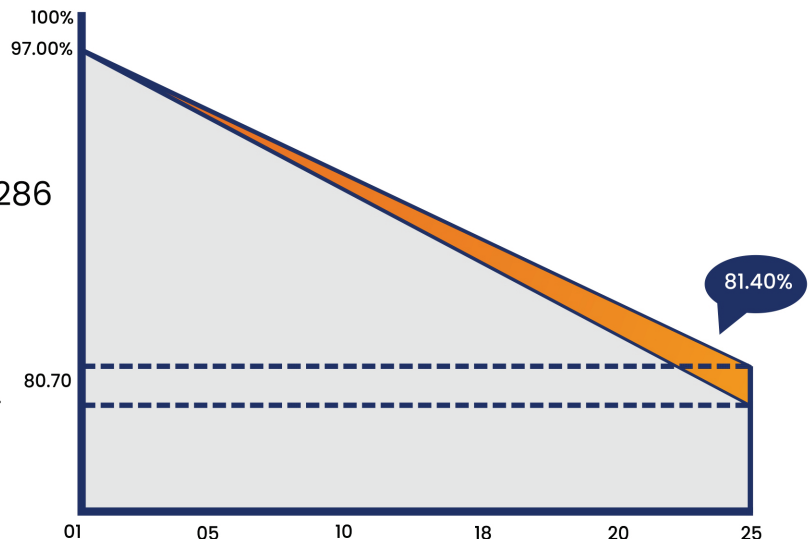
Product Warranty 10 Years: Material & Processing.  
 First year Degradation Upto -2.5%  
 Linear Power output 25 : 2-25 Annual degradation -0.65%

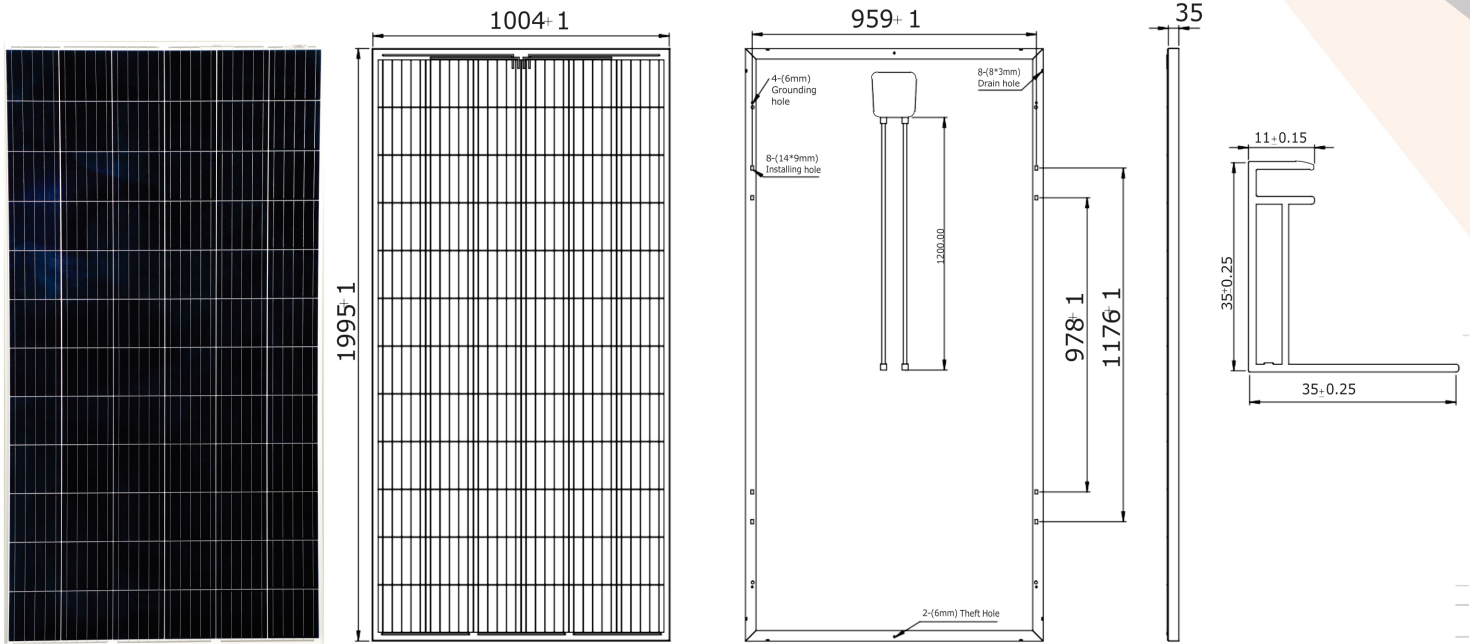
## Certifications and standards

IEC 61215, IEC 61730, IEC 61701, UL 61730,  
 IEC 62716, IEC 62759, IEC 62804,  
 IEC 62782, IEC 60068-2-68, IEC 61853, IS 14286



Certification are under progress





## Electrical Data Performance

Conditions	STC	NOCT	STC	NOCT	STC	NOCT	STC	NOCT	STC	NOCT
Peak Power Pmax(0 ~+ 4.99)Wp	325	242.3	330	246.0	335	249.8	340	253.5	345	257.2
Maximum voltage, Vmpp	37.5	35.2	37.7	35.36	37.7	35.56	37.93	35.72	38.12	35.98
Maximum current, Impp	8.67	6.90	8.76	6.96	8.76	7.04	8.84	7.07	8.92	7.15
Open circuit voltage, Voc	45.3	42.94	45.35	43.14	45.72	43.38	45.87	43.58	46.01	43.90
Short circuit current, Isc	9.10	7.35	9.20	7.41	9.20	7.50	9.28	7.53	9.37	7.61
<b>Module Efficiency(%)</b>	<b>16.23</b>		<b>16.48</b>		<b>16.73</b>		<b>16.97</b>		<b>17.22</b>	
Operating Temperature(C)	40°C~+85°C									
Maximum system voltage	1500 VDC									
Maximum series fuse rating	15A									
Power tolerance	0~+3%									
Temperature coefficients of Pmax	-0.38%/°C									
Temperature coefficients of Voc	-0.30%/°C									
Temperature coefficients of Isc	0.051%/°C									
Nominal operating cell temperature (NOCT)	45+/- 2C°									
Fire Safety	Class-C									
Application	Class-A									
Safety Class	Class II									

STC: Irradiance 1000 W/m<sup>2</sup> module temperature 25° C, Am=1.5; NOCT: Irradiance 800 W/m<sup>2</sup>, ambient temperature 20° C, Am=1.5, Wind speed 1m/s. Avg. power reduction of 4.5% at 200 W/m<sup>2</sup> as per IEC 60904-1. Measuring Uncertainty± 3%

## MODULE MECHANICAL DATA

SPECIFICATION	DATA
Cell Type	Poly Crystalline , 72 Cells (6x12)
Dimensions	1995x1004x35mm
Weight	22.0 kgs
Front Cover	3.2 mm Tempered Glass
Cell Encapsulation	EVA
Backsheet	Composite Film
Frame Material	Silver Anodized Aluminium Profile, (black frame on request)
J-Box	IP68, 3 diodes
Cable	1.2 Meters, 4 mm
Connectors	MC4 Compatible Connector IEC/UL Certified
Standard Packaging	30x1 Pieces, 680 kg (quantity and weight per palette)
Module Pieces per pieces	600 pieces (40* HQ)

## I-V Characteristics At Different Irradiations

